

# Online Fleet Safe Driving Program



## Content

Page 2: Brief Overview. Page 4: Driver Registration Page.

Page 5: Driver Database System. Page 6: Example – Program Distribution Method.

# Online Fleet Safe Driving Program

## Brief Overview:

This Safe Driving Program is a training program developed for company and fleet post licence drivers. It has been designed as a stand alone program or can be used in conjunction with existing driver training. The main topics cover a broad range of driving scenarios in an 'open book' learning environment.

This safe driving program consists of 15 questions / scenarios with multiple choice answers. The correct answer or explanation will follow after your score has been calculated. All questions require interactive input from the participant.

Some questions have a 2 stage component where bonus points may be earned. While the challenge may be to achieve the highest possible score during this driving program, we believe the greatest benefit for the driver will result from the information explaining the correct or preferred answer from the previous question.

## Safe Driving Challenge Section:

Enter the Driver Challenge section by clicking on the appropriate button shown at the Main Menu. A brief check for a saved / uncompleted driving challenge will occur. The first or next sequenced question will then appear. Read the question / scenario information carefully, then select your answer by clicking on the appropriate answer button A, B, C or D with the left mouse button.

## Scoring System:

After you have selected your answer, a score will appear on the screen. A correct answer is worth 5 points. For an incorrect answer points are awarded on a sliding scale: 4,3,2,1.

A score of 4 or 3 points would represent some relevant information present in the answer you have selected. A score of 2 points or 1 point would suggest that your answer was incorrect.

Research has shown that a score of 60 out of 75 (80%) is a creditable benchmark to aim for.

## Results Print Out:

You can obtain a print out certificate of your participation in this safe driving assessment at the completion of the question and answer section. You must click on the Print button before you Quit and Save your final results to the database.

## Online Fleet Safe Driving Program

### Certificate of Participation – PDF Format:

You can also save your certificate as a "pdf" file at the completion of the question and answer section. It is also possible to use the print function from the "pdf" file for further certificate copies.

### Quit and Save Feature:

You can quit and save your safe driving program at any stage, by clicking on the Quit button displayed at the beginning of each question.

The current information is recorded in the internal database. When you return to the program at a later stage, it automatically continues from your next unanswered question.

### Safe Driving Guide:

The Safe Driving Guide contains information relevant to the questions in the Safe Driving Challenge section. It also contains additional information that motorists may find beneficial in understanding the everyday driving process.

### Safe Driving Guide Topics:

**Vehicle Collision Management:** - (include) Sources of Distractions in Collisions **Rear End Crashes, Post Traumatic Stress, The Community Cost. Driving under Special Conditions, Licensing & Driving Requirements, Alcohol, Drugs and Road Accidents, Vehicle Accidents, Philosophy of a Safe Driver, Defensive Parking, Vehicle Travelling Gaps, Tyres and Tyre Pressures, Mobile Phones and Driving, Reactive Driving Techniques, SUV / Four Wheel Driving.**

To access the Safe Driving Guide ( SDG ) anytime throughout the program click on the SDG button. If there is information in the SDG to help you with your current question, the button will take you to the start of the relevant section.

If the SDG button takes you to the Safe Driving Guide Menu, then no direct answer to your question will be found in any specific section. To return to your current question from within the SDG, click on the Return button.

It is suggested that the Safe Driving Guide be read in its entirety as a first step to enhance the program value.

## Online Fleet Safe Driving Program

### How a Driver Registration Page Looks

# Company Name

## Driver Registration

- 1: Please type in your First Name and Last Name.
- 2: Please provide an email address to receive your safe driving link.
- 3: This link via email will provide direct access to your Company Online Driving Program.
- 4: Product: Your safe driving program should be automatically displayed.
- 5: Please, click on the 'Submit' button
- 6: Your next step is to check your email for the link that will start the Safe Driving Program.

## Driver - Registration

First Name

Driver – First Name

Last Name

Driver – Last Name

Email

driver@email-address.com.au

Product

Your Company Safe Driving

SUBMIT

Online - Safe Driving Program



Fleets - Companies - Councils



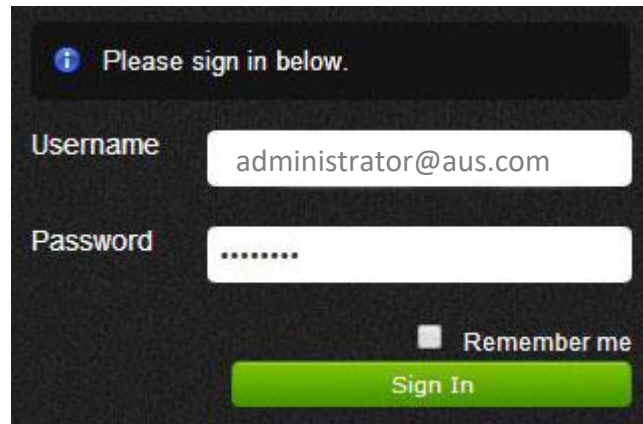
## Online Fleet Safe Driving Program

To Login and View Your Company Driver's Participation in the Program

### Step 1:

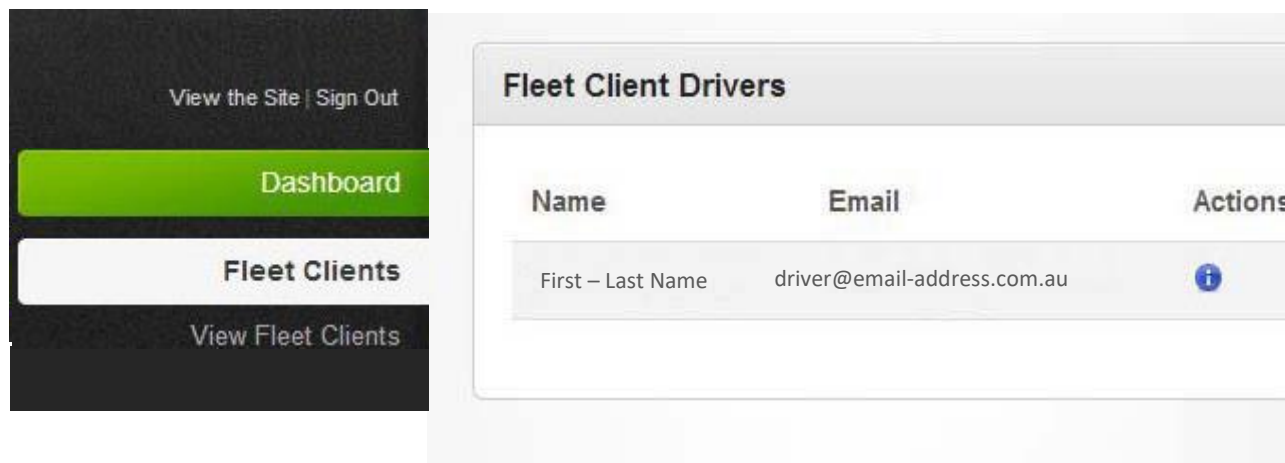
Login in to view all your drivers through the online CMS data system.

As the program administrator you can view your individual driver's participation in the safe driving program.




The screenshot shows a login interface with a dark background. At the top, there is a message: "Please sign in below." with an information icon. Below this are two input fields: "Username" containing "administrator@aus.com" and "Password" with masked characters. To the right of the password field is a "Remember me" checkbox. At the bottom is a green "Sign In" button.

**Step 2:** View the list of drivers who have participated in the program. Select their "Actions" icon to view the result.



The screenshot shows a dashboard with a dark sidebar on the left and a main content area on the right. The sidebar contains links: "View the Site | Sign Out", "Dashboard" (highlighted in green), "Fleet Clients", and "View Fleet Clients". The main content area is titled "Fleet Client Drivers" and contains a table with the following data:

Name	Email	Actions
First – Last Name	driver@email-address.com.au	

# Online Fleet Safe Driving Program

## Example - Possible Distribution of Program to Drivers via E-mail

### Your Company Arrive Safe Initiative

Our objective: To reduce the number of motor fleet incidents/accidents across the Our Company Group and work towards a safer workplace, so that employees arrive safely home each day.

### Who is this online training for ?

#### TOT (Tool of Trade) Drivers and Employees using their vehicle for Work Related Purposes

The Online Driving Awareness Training is **mandatory** for drivers and employees using their vehicle for work related purposes.

The training module will cover off your obligations as a driver of our Company tool of trade vehicle. It will also educate you in avoiding driver fatigue, safe reversing techniques, skid prevention and adhering to road rules.

The module will also involve completing a brief assessment to demonstrate the driver understands of what has been covered.

### Our Company Employees

The Online Driving Awareness Training is also available for any employee who wishes to improve on their driving awareness and road knowledge.

#### Time:

The training module duration - should take approximately **30 minutes** to complete.

#### Accessing the Course

You will receive an email to complete this course and a 2nd email reminder if you have not completed the course in the schedule timeframe (**1 month**).

The course can be accessed via this link only, so please do not delete this email.

**Double click on this link: (Sample Only)**

**Your Company Safe Driving Program Registration Page**

**Regards, Our Company - General Manager Risk Manager**

For all general assistance and enquiries contact administrator

02 0000 000

[admin@yourcompany](mailto:admin@yourcompany)